

# World

Highest Level of Educational Attainment, Recent Immigrants Aged 25 to 64  
with an **Earned Doctorate**,  
by Place of Birth, 2006

**Ph.D.**

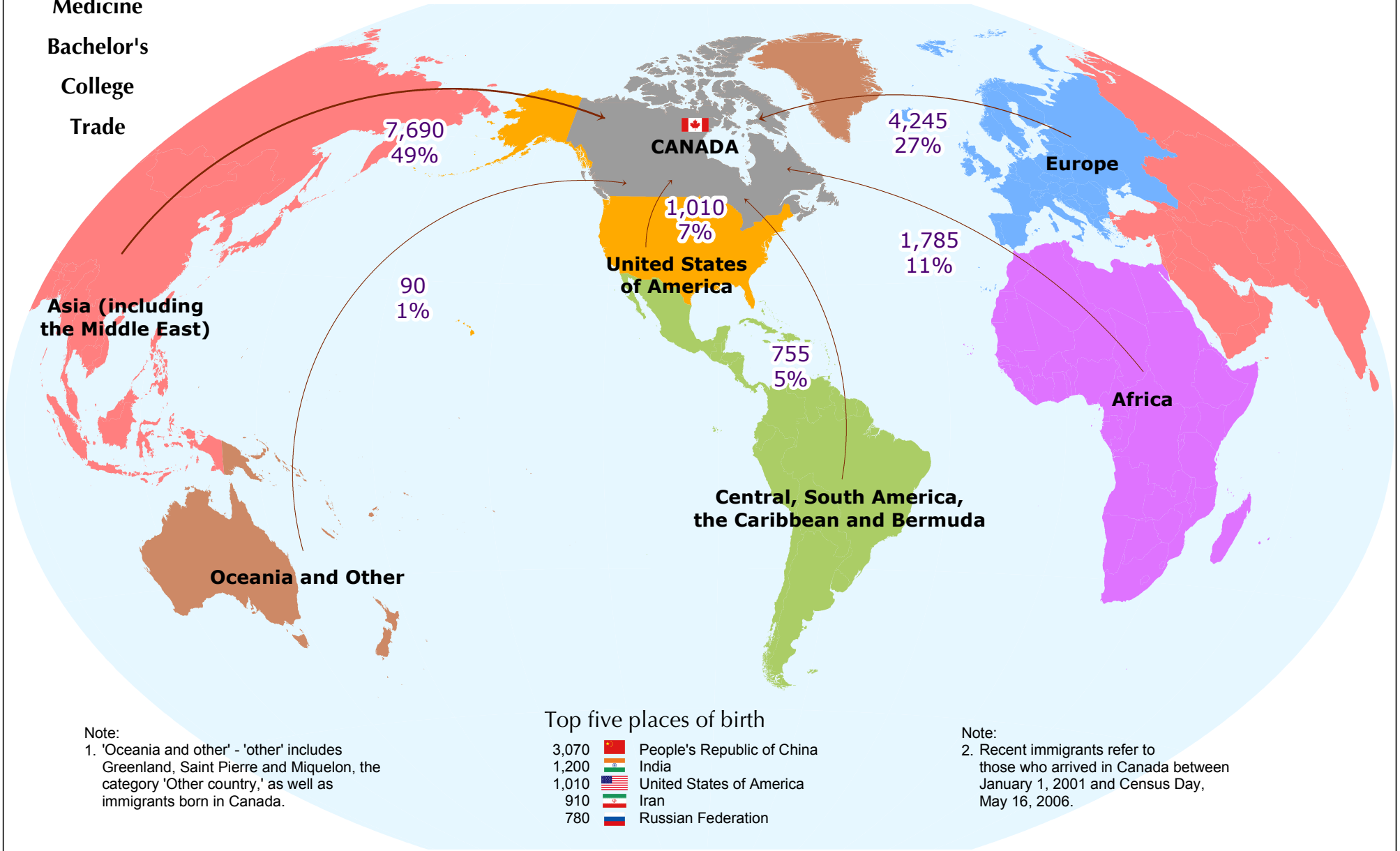
Master's

Medicine

Bachelor's

College

Trade



Note:

1. 'Oceania and other' - 'other' includes Greenland, Saint Pierre and Miquelon, the category 'Other country,' as well as immigrants born in Canada.

## Top five places of birth

3,070		People's Republic of China
1,200		India
1,010		United States of America
910		Iran
780		Russian Federation

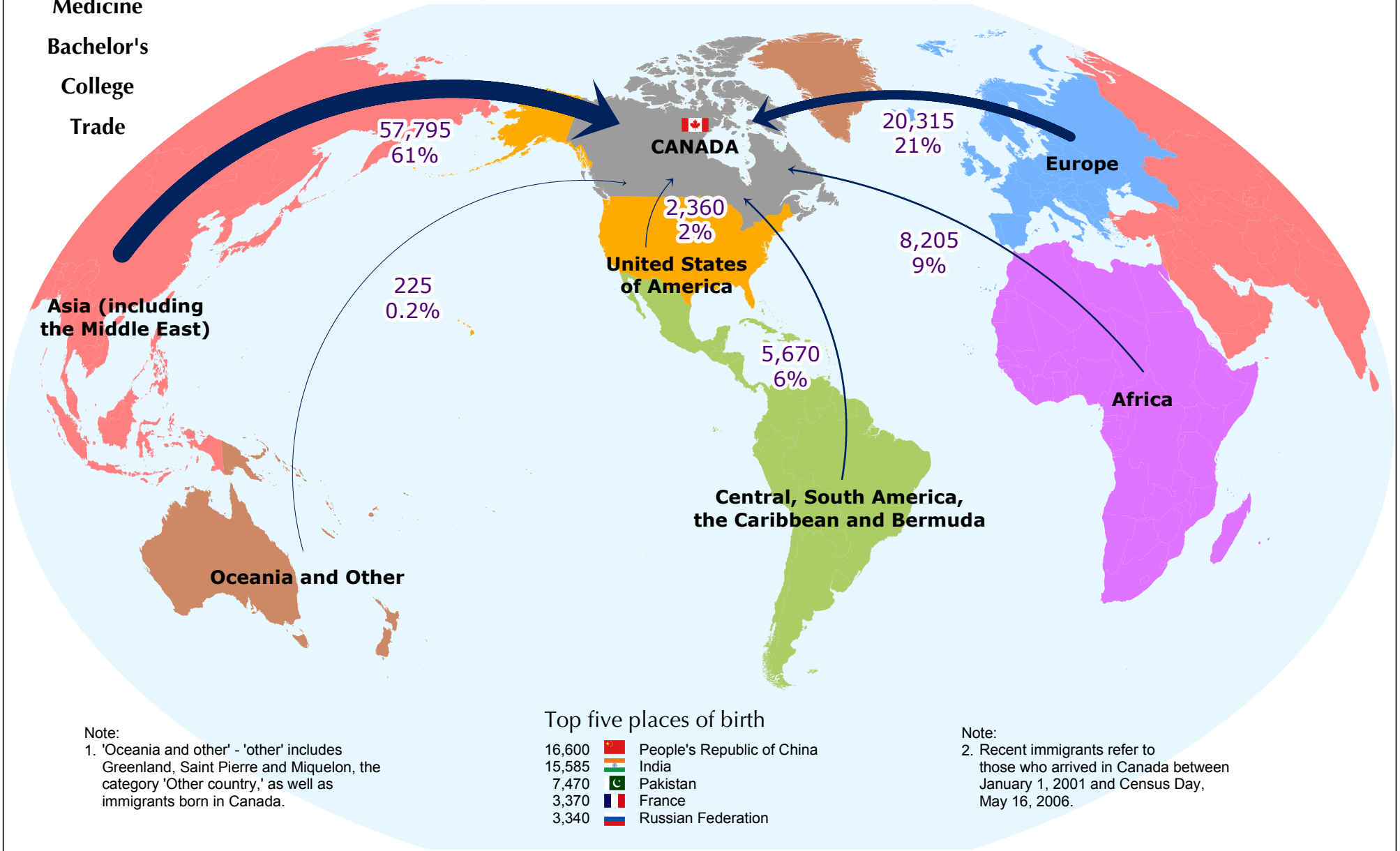
Note:

2. Recent immigrants refer to those who arrived in Canada between January 1, 2001 and Census Day, May 16, 2006.

# World

Highest Level of Educational Attainment, Recent Immigrants Aged 25 to 64  
with a **Master's Degree**,  
by Place of Birth, 2006

- Ph.D.
- Master's**
- Medicine
- Bachelor's
- College
- Trade



Note:

- 'Oceania and other' - 'other' includes Greenland, Saint Pierre and Miquelon, the category 'Other country,' as well as immigrants born in Canada.

### Top five places of birth

16,600		People's Republic of China
15,585		India
7,470		Pakistan
3,370		France
3,340		Russian Federation

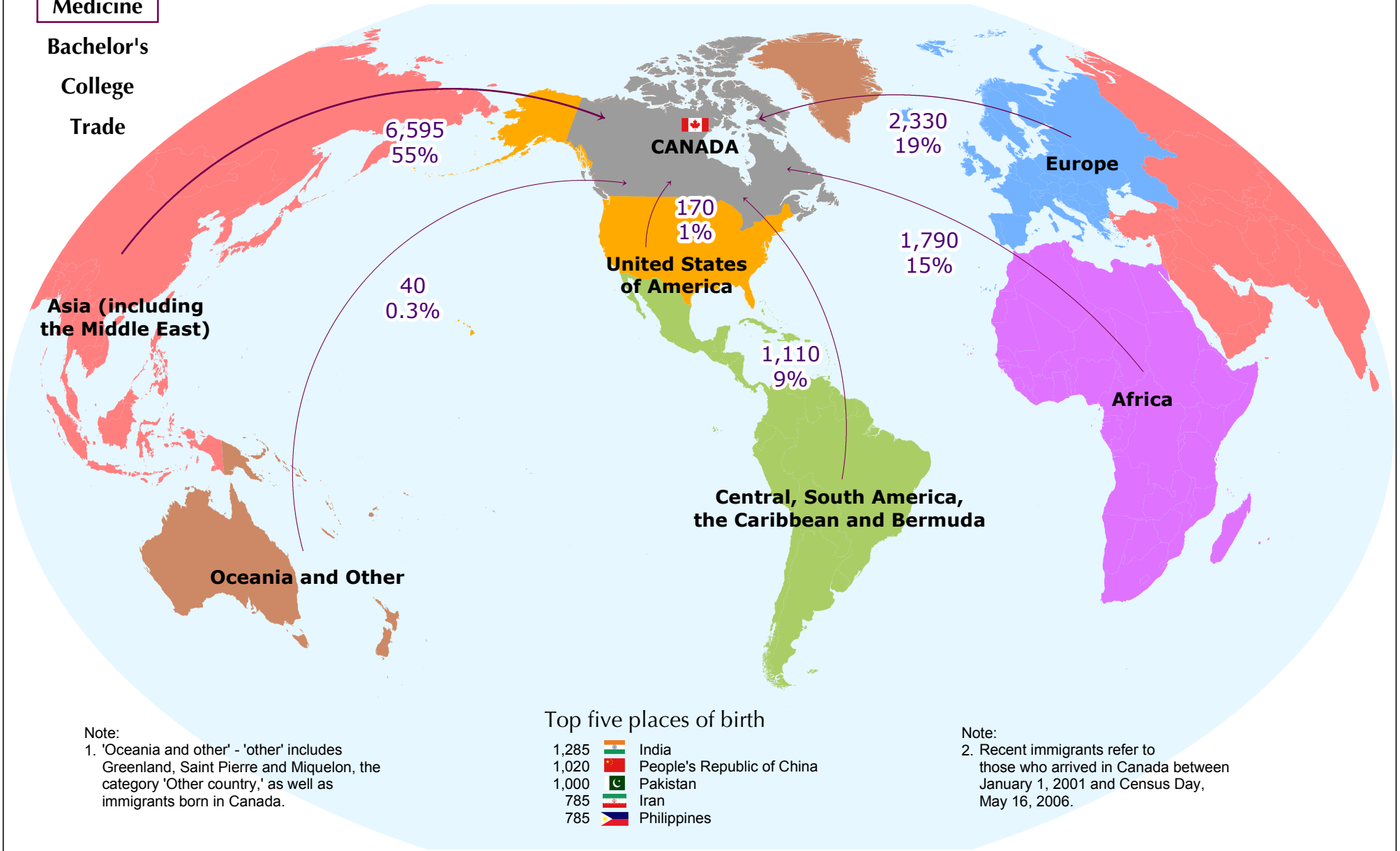
Note:

- Recent immigrants refer to those who arrived in Canada between January 1, 2001 and Census Day, May 16, 2006.

# World

Highest Level of Educational Attainment, Recent Immigrants Aged 25 to 64 with a **Degree in Medicine, Dentistry, Veterinary Medicine or Optometry**, by Place of Birth, 2006

- Ph.D.
- Master's
- Medicine**
- Bachelor's
- College
- Trade



Note:

1. 'Oceania and other' - 'other' includes Greenland, Saint Pierre and Miquelon, the category 'Other country,' as well as immigrants born in Canada.

## Top five places of birth

1,285		India
1,020		People's Republic of China
1,000		Pakistan
785		Iran
785		Philippines

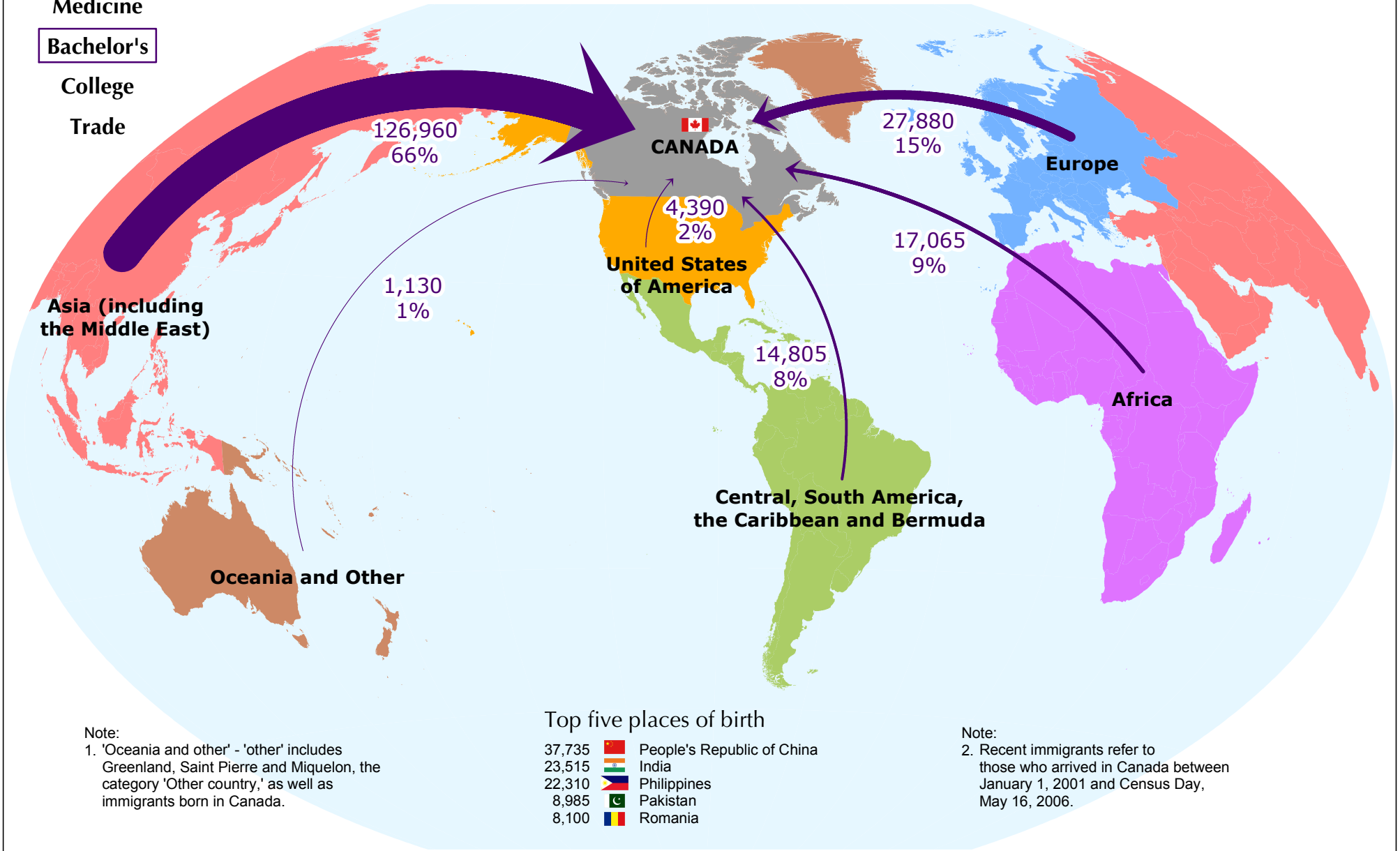
Note:

2. Recent immigrants refer to those who arrived in Canada between January 1, 2001 and Census Day, May 16, 2006.

# World

Highest Level of Educational Attainment, Recent Immigrants Aged 25 to 64  
with a **Bachelor's Degree**,  
by Place of Birth, 2006

- Ph.D.
- Master's
- Medicine
- Bachelor's**
- College
- Trade



Note:

1. 'Oceania and other' - 'other' includes Greenland, Saint Pierre and Miquelon, the category 'Other country,' as well as immigrants born in Canada.

### Top five places of birth

37,735		People's Republic of China
23,515		India
22,310		Philippines
8,985		Pakistan
8,100		Romania

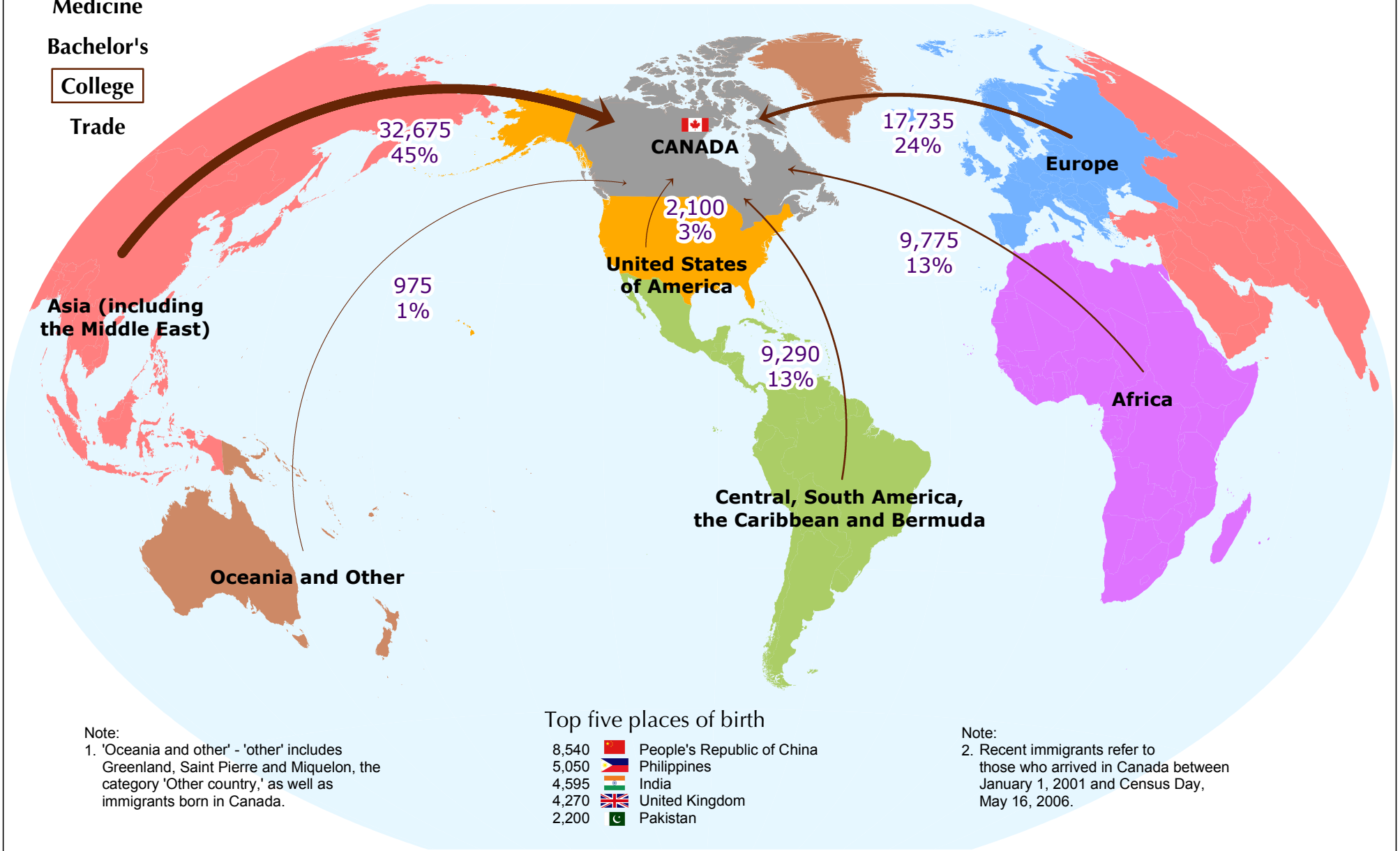
Note:

2. Recent immigrants refer to those who arrived in Canada between January 1, 2001 and Census Day, May 16, 2006.

# World

Highest Level of Educational Attainment, Recent Immigrants Aged 25 to 64  
with a **College, CEGEP or Other Non-university Certificate or Diploma**,  
by Place of Birth, 2006

- Ph.D.
- Master's
- Medicine
- Bachelor's
- College**
- Trade



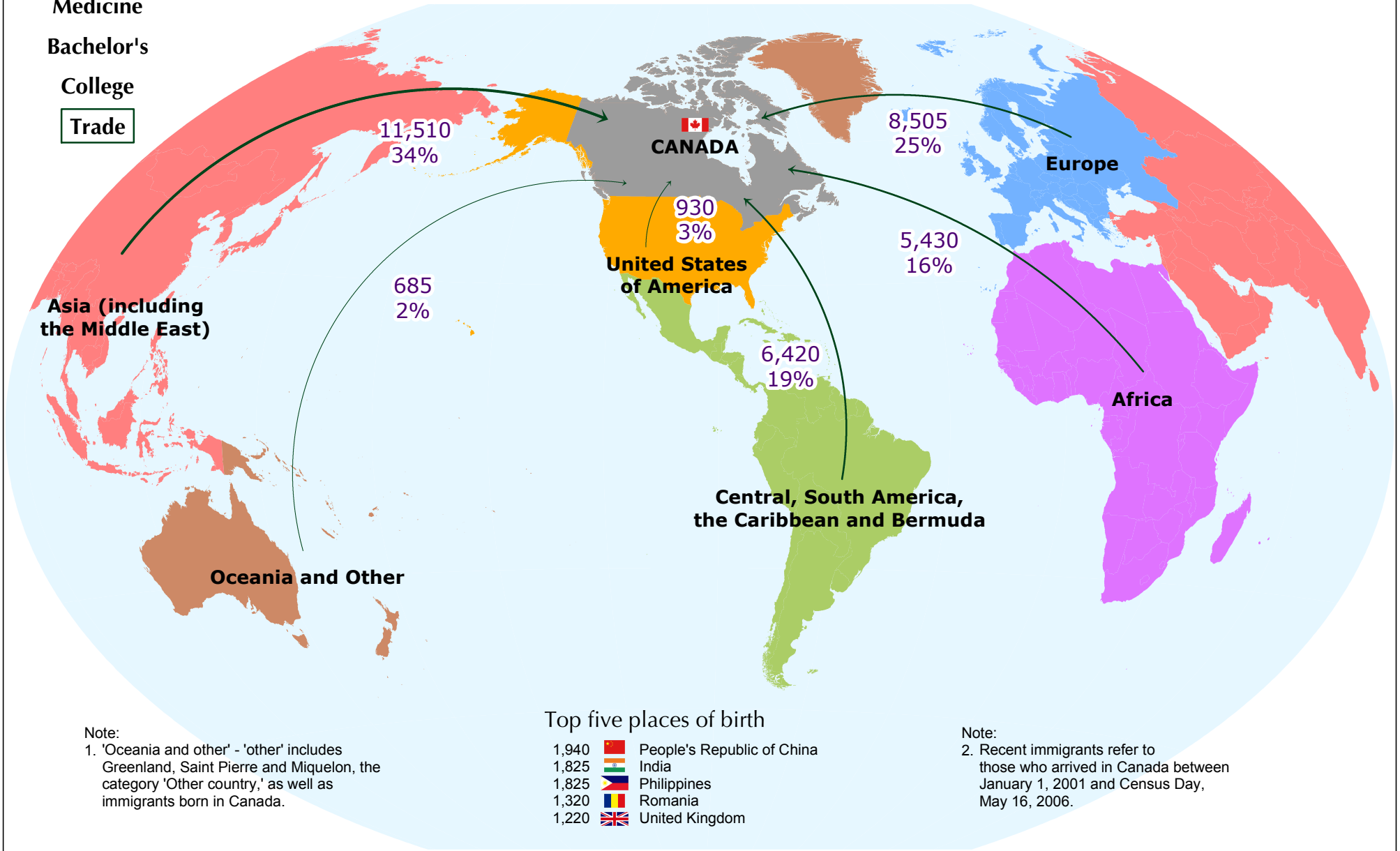
Note:  
1. 'Oceania and other' - 'other' includes Greenland, Saint Pierre and Miquelon, the category 'Other country,' as well as immigrants born in Canada.

Note:  
2. Recent immigrants refer to those who arrived in Canada between January 1, 2001 and Census Day, May 16, 2006.

# World

Highest Level of Educational Attainment, Recent Immigrants Aged 25 to 64  
with an **Apprenticeship or Trades Certificate or Diploma**,  
by Place of Birth, 2006

- Ph.D.
- Master's
- Medicine
- Bachelor's
- College
- Trade**



Note:

1. 'Oceania and other' - 'other' includes Greenland, Saint Pierre and Miquelon, the category 'Other country,' as well as immigrants born in Canada.

Top five places of birth

- 1,940 People's Republic of China
- 1,825 India
- 1,825 Philippines
- 1,320 Romania
- 1,220 United Kingdom

Note:

2. Recent immigrants refer to those who arrived in Canada between January 1, 2001 and Census Day, May 16, 2006.